



lumini Solucoes em Iluminacao LTDA  
www.lumini.com.br  
Email:laboratorio@lumini.com.br  
Tel:+55 11 3437-5555 Fax:+55 11 3437-5555  
Address:Rua Ferreira Viana, 716 - Socorro - São Paulo/SP

---

## lumini

---

LumCAT:

Luminaire: led line perfil ww 12V e lp 2.5W

LampCAT: modulo led line 5W/m 12Vdc 30K irc 90

Ballast type: led line driver 12V

Report No:

Voltage(V): 127.8700

Test No:

Current(A): 0.0400

Number of Lamps: 1

Power (W): 3.9260

Lamp flux(lm): 253.0

PF: 0.7710

Length(mm): 500

Width(mm): 30

Phm Type: C

Height(mm): 0

---

## Photometric Results

---

Lumens(lm): 138.70, Efficiency(%): 54.82% , Luminous Efficacy(lm/W): 35.33

Central intensity(cd): 42.801, Maximum intensity(cd): 49.038

Angle of maximum intensity: C=0.0  $\gamma$ =27.0

Beam angle of C0 plane : 103.13

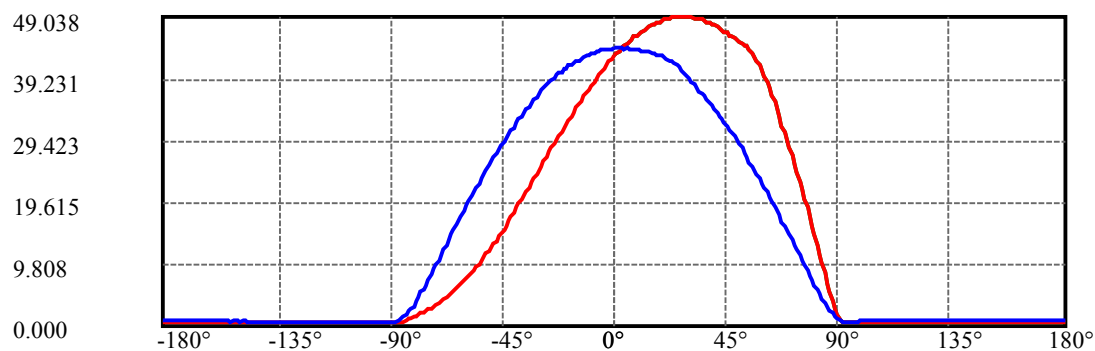
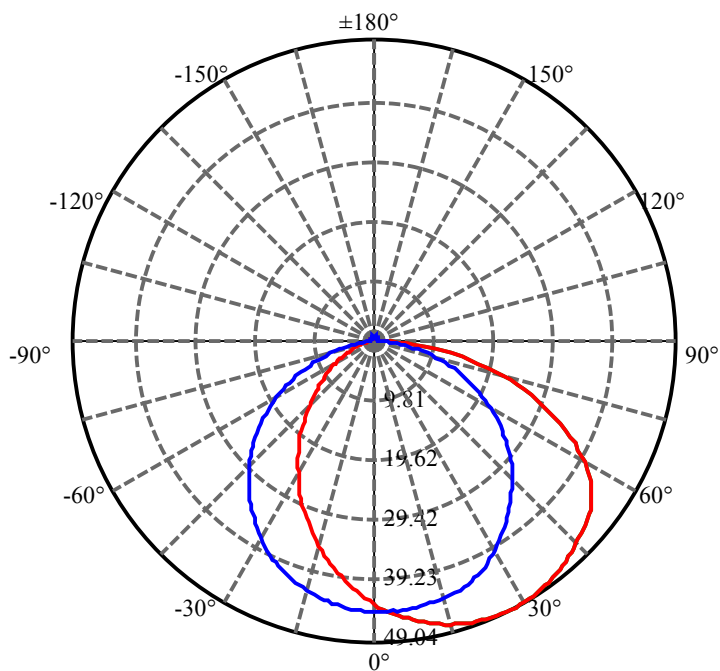
Aveage BeamAngle(IEC 61341):114.69

---

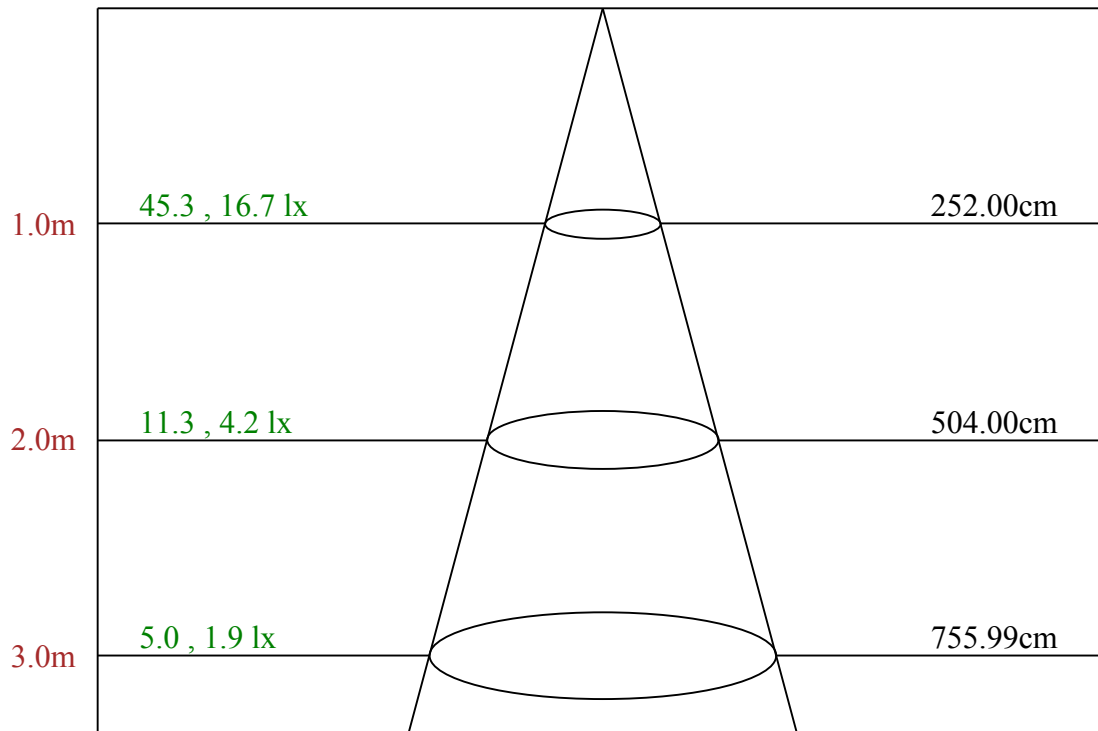
Equipment: equipamento lumini  
Temperature(°C): 26.2

Date: 23/04/2025  
Humidity(%): 62.0%

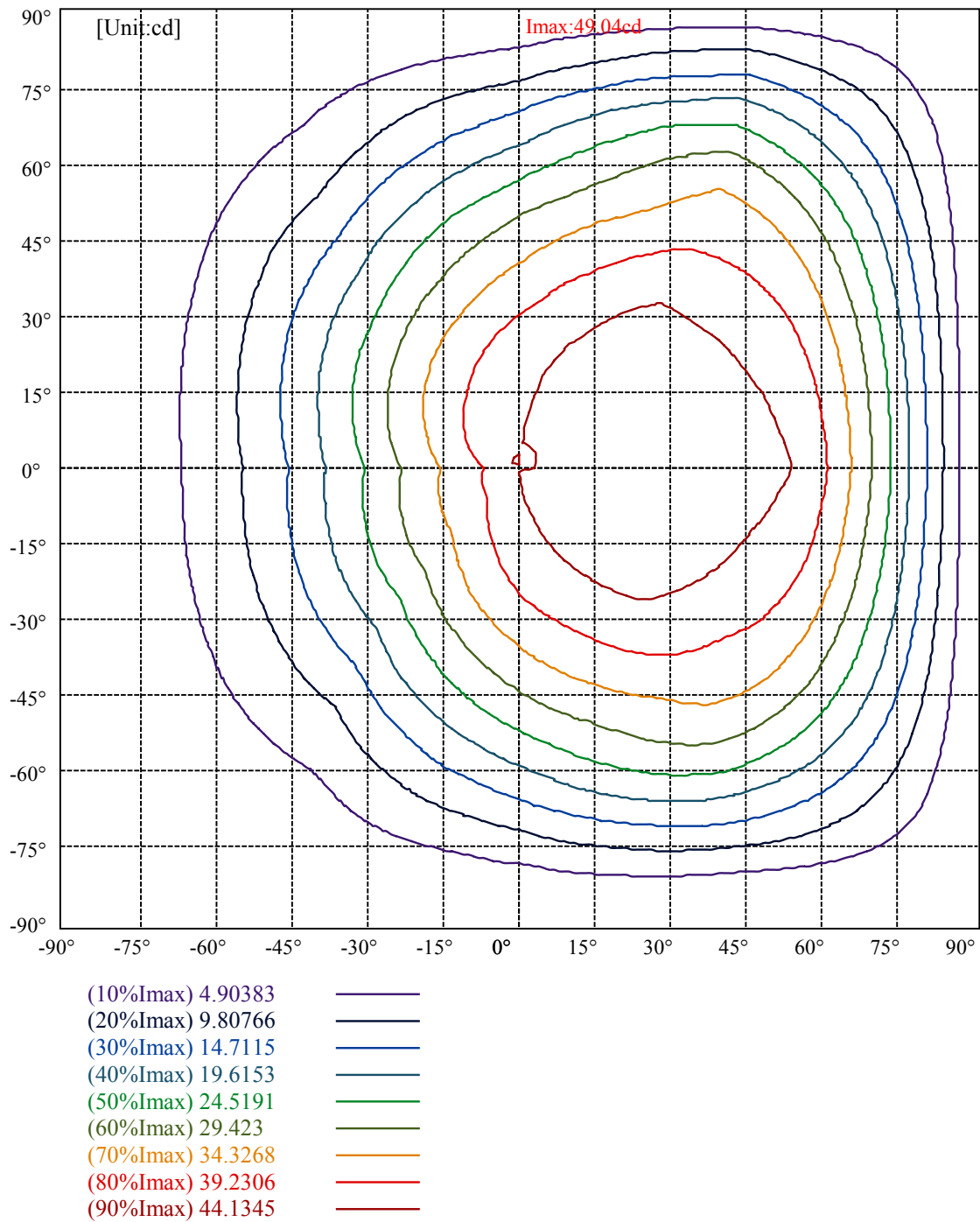
Operator: 01  
Distance(m): 6.90



C0(Max): —————  
 C0/C180: —————  
 C90/C270: —————



Max , Ave      Beam angle of C0 plane 103.13



# lumini

## Luminance Limiting Curve(no luminous side)

Appendix Page: 5 Total:6

Luminance Table

$\gamma$	45	50	55	60	65	70	75	80	85
C0	4381	4691	5025	5288	5422	5512	5555	5611	5135
C45	4035	4217	4432	4799	5205	5614	5727	5959	6737
C90	2998	3012	2949	2933	2884	2830	2673	2431	2331

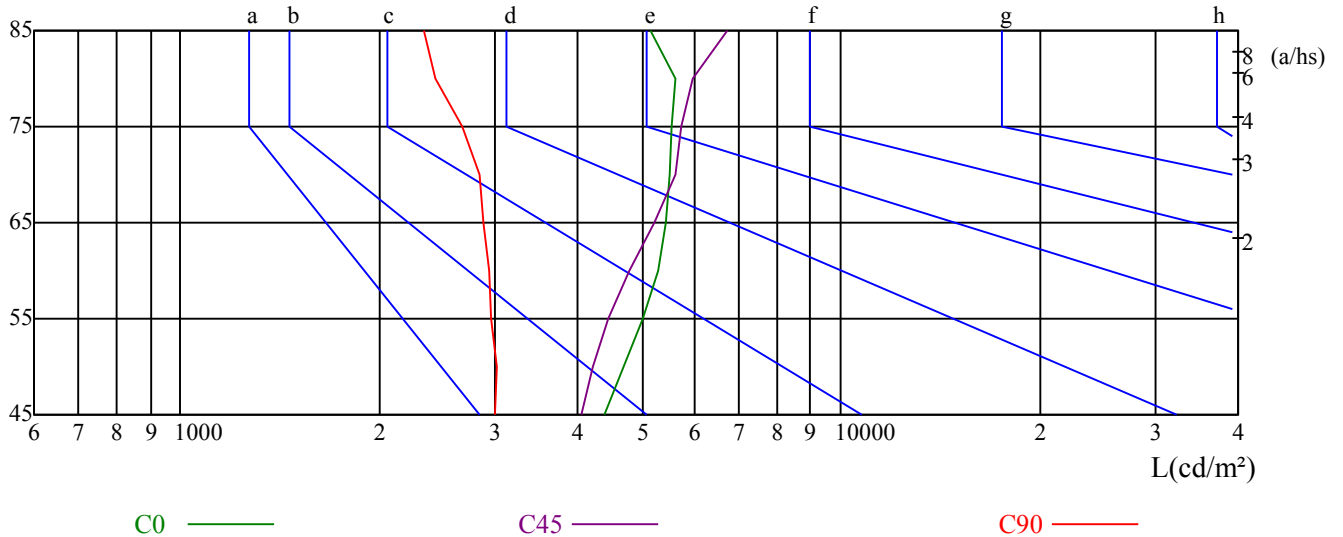
L(Hor)(65)	L(Ver)(65)	L45(65)	L(Hor)(75)	L(Ver)(75)	L45(75)	L(Hor)(85)	L(Ver)(85)	L45(85)
3121	2587	2925	3072	2152	2805	2804	1602	2340

Glare Table

Glare	Quality	Service Values Illuminance(lx)							
1.15	A	2000	1000	500	<=300				
1.5	B		2000	1000	500	<=300			
1.85	C			2000	1000	500	<=300		
2.2	D				2000	1000	500	<=300	
2.55	E					2000	1000	500	<=300
		a	b	c	d	e	f	g	h

Luminance Limiting Curve

$\gamma(^{\circ})$



Illumination assessment according UGR											
Rf of Ceiling	70	70	50	50	30	70	70	50	50	30	
Rf of Wall	50	30	50	30	30	50	30	50	30	30	
Rf of Floor	20	20	20	20	20	20	20	20	20	20	
Room dimensions		Viewed crosswise					Viewed endwise				
X	Y										
2H	2H	19.60	21.21	20.00	21.59	21.97	17.58	19.19	17.98	19.57	19.95
	3H	21.98	23.45	22.41	23.85	24.26	19.44	20.91	19.87	21.31	21.72
	4H	22.94	24.33	23.38	24.74	25.17	20.14	21.52	20.58	21.93	22.36
	6H	23.76	25.05	24.21	25.47	25.93	20.67	21.96	21.12	22.38	22.84
	8H	24.03	25.28	24.48	25.71	26.17	20.82	22.07	21.27	22.50	22.96
	12H	24.22	25.42	24.68	25.86	26.33	20.92	22.11	21.38	22.55	23.03
4H	2H	20.46	21.85	20.90	22.25	22.68	19.07	20.46	19.51	20.86	21.29
	3H	23.02	24.20	23.48	24.64	25.12	21.14	22.32	21.59	22.76	23.24
	4H	24.18	25.24	24.65	25.70	26.21	22.03	23.09	22.50	23.55	24.05
	6H	25.10	26.05	25.60	26.54	27.04	22.64	23.59	23.14	24.08	24.58
	8H	25.47	26.35	25.98	26.85	27.37	22.87	23.75	23.38	24.25	24.77
	12H	25.74	26.57	26.26	27.06	27.62	23.03	23.85	23.54	24.34	24.90
8H	4H	24.60	25.48	25.11	25.98	26.50	22.84	23.73	23.36	24.23	24.75
	6H	25.71	26.46	26.24	26.97	27.53	23.70	24.45	24.23	24.96	25.52
	8H	26.25	26.90	26.80	27.45	28.00	24.11	24.76	24.66	25.31	25.86
	12H	26.63	27.19	27.19	27.74	28.31	24.36	24.91	24.92	25.47	26.04
12H	4H	24.64	25.47	25.16	25.96	26.52	22.98	23.81	23.50	24.30	24.86
	6H	25.88	26.53	26.43	27.08	27.63	24.01	24.67	24.56	25.22	25.77
	8H	26.44	27.00	27.00	27.55	28.12	24.47	25.02	25.03	25.58	26.14
Variation with the observer position at spacings:											
S = 1.0H		0.2/-0.7					0.1/-0.8				
S = 1.5H		0.4/-0.6					0.5/-0.7				
S = 2.0H		0.5/-0.8					0.7/-0.4				
Standard tables:		BKBF					BKBF				
Uncorrected UGR		7.9					10.1				

依据CIE Publ. 117 计算 UGR, S/H = 0.25